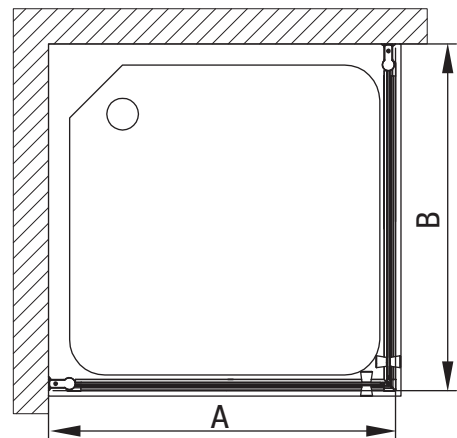
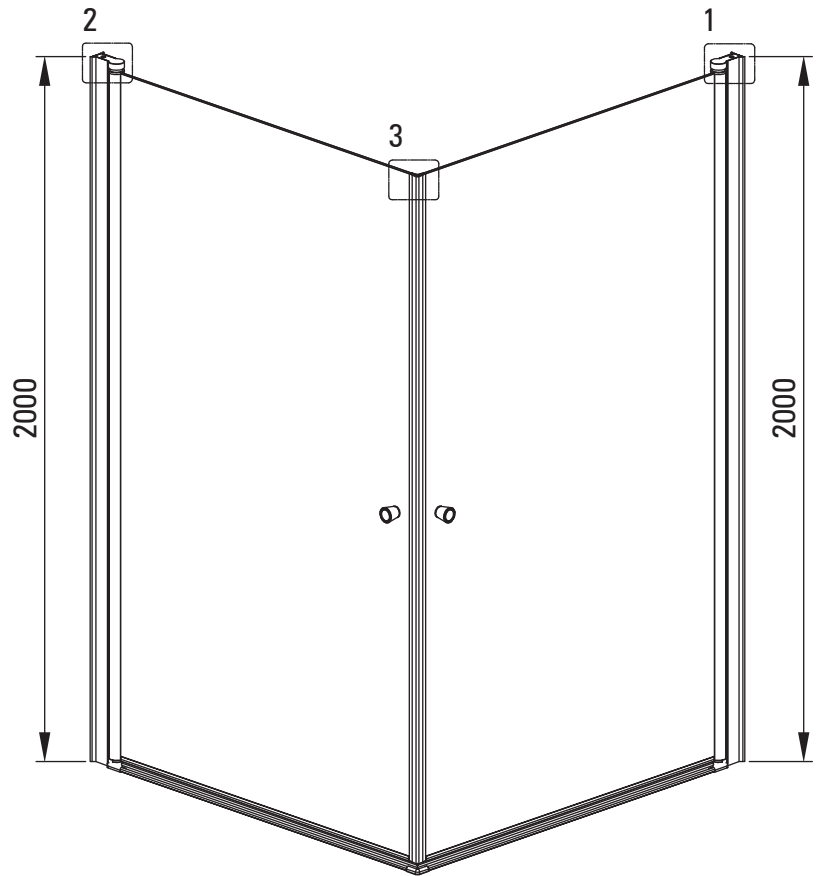
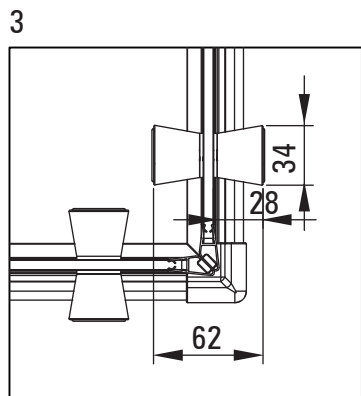
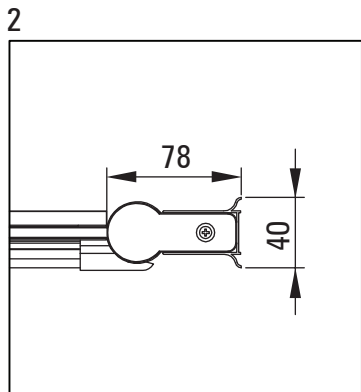
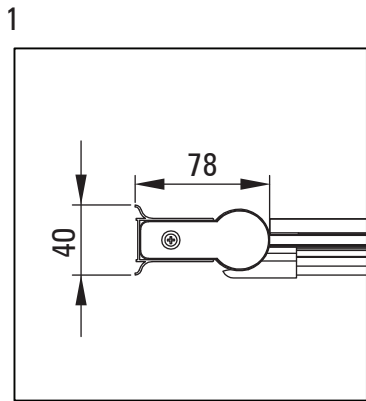
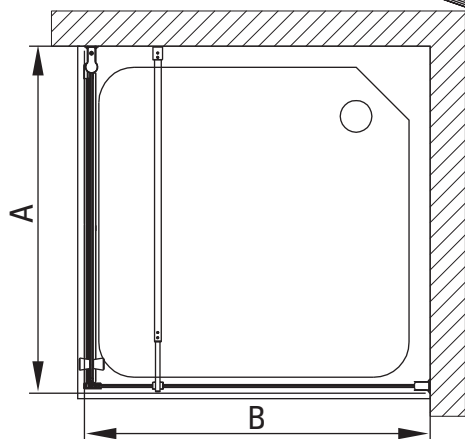
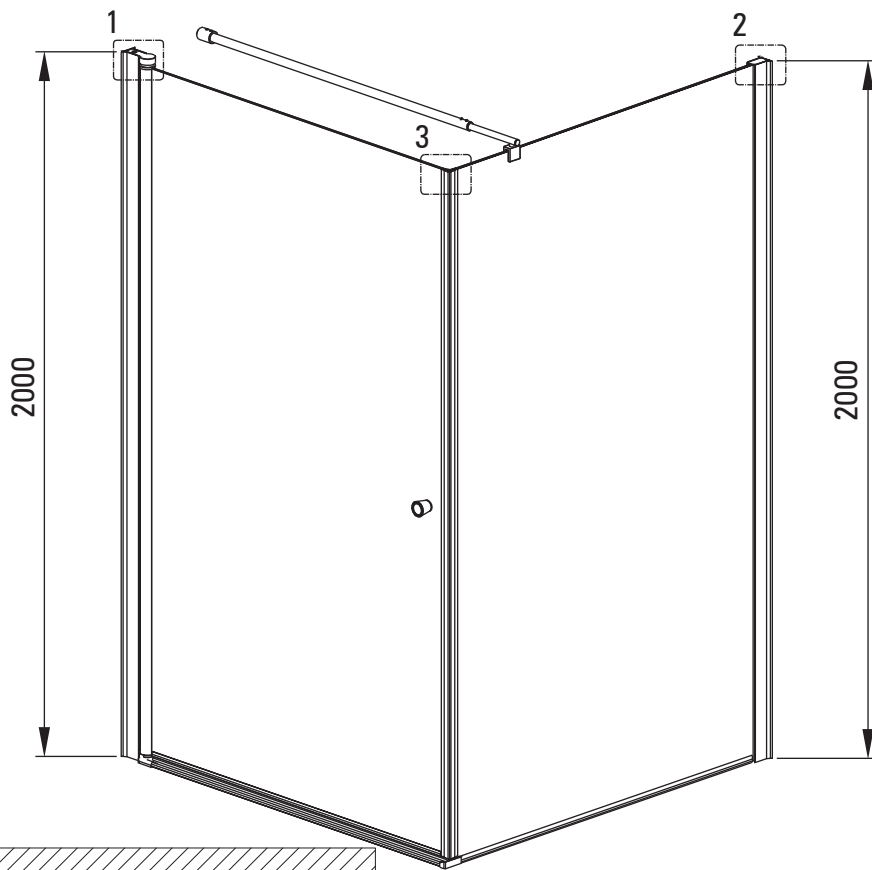
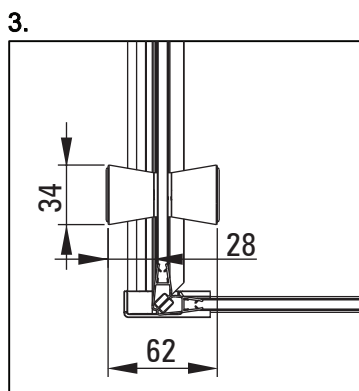
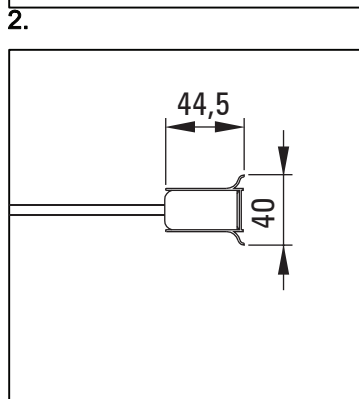
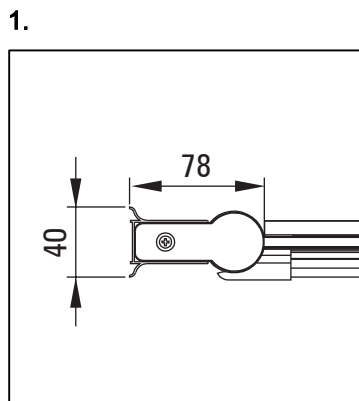


Model	Size [mm]	A [mm]	A + XKC00PX02 [mm]	A + KTS_X22X [mm]
KTSWX45P + KTS_X00X	500x2000	475-500	520-560	500-530
KTSWX46P + KTS_X00X	600x2000	575-600	620-660	600-630
KTSWX47P + KTS_X00X	700x2000	675-700	720-760	700-730
KTSWX42P + KTS_X00X	800x2000	775-800	820-860	800-830
KTSWX41P + KTS_X00X	900x2000	875-900	920-960	900-930

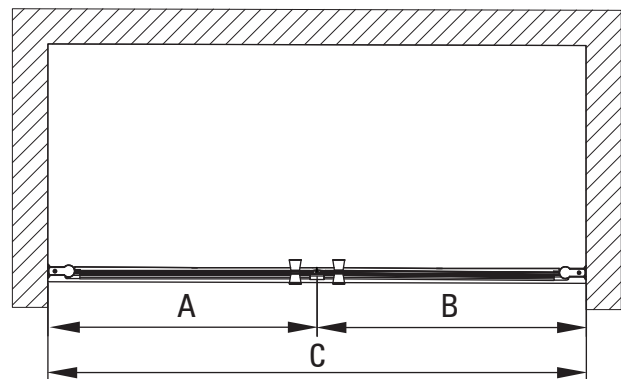
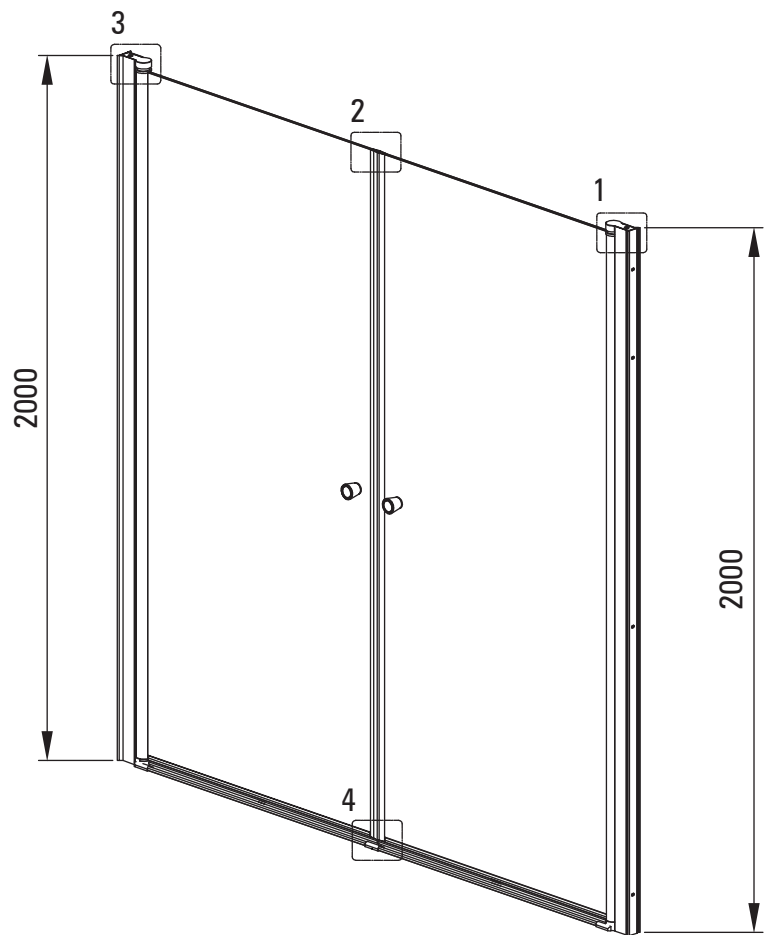
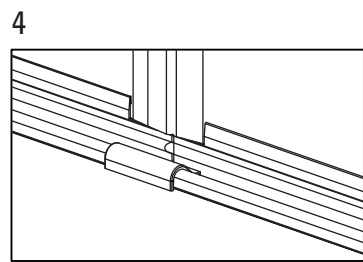
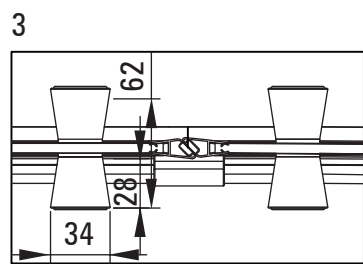
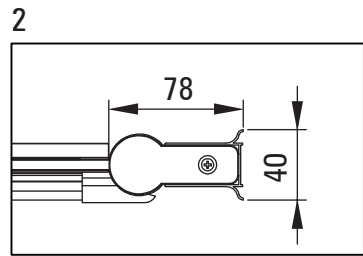
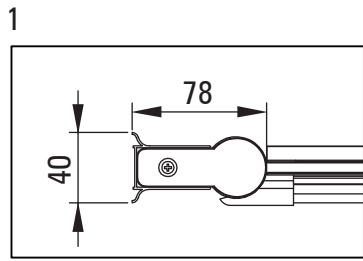


Model	Size [mm]	A [mm]	B [mm]
KTSWX45P	500x2000	485-500	485-500
KTSWX46P	600x2000	585-600	585-600
KTSWX47P	700x2000	685-700	685-700
KTSWX42P	800x2000	785-800	785-800
KTSWX41P	900x2000	885-900	885-900



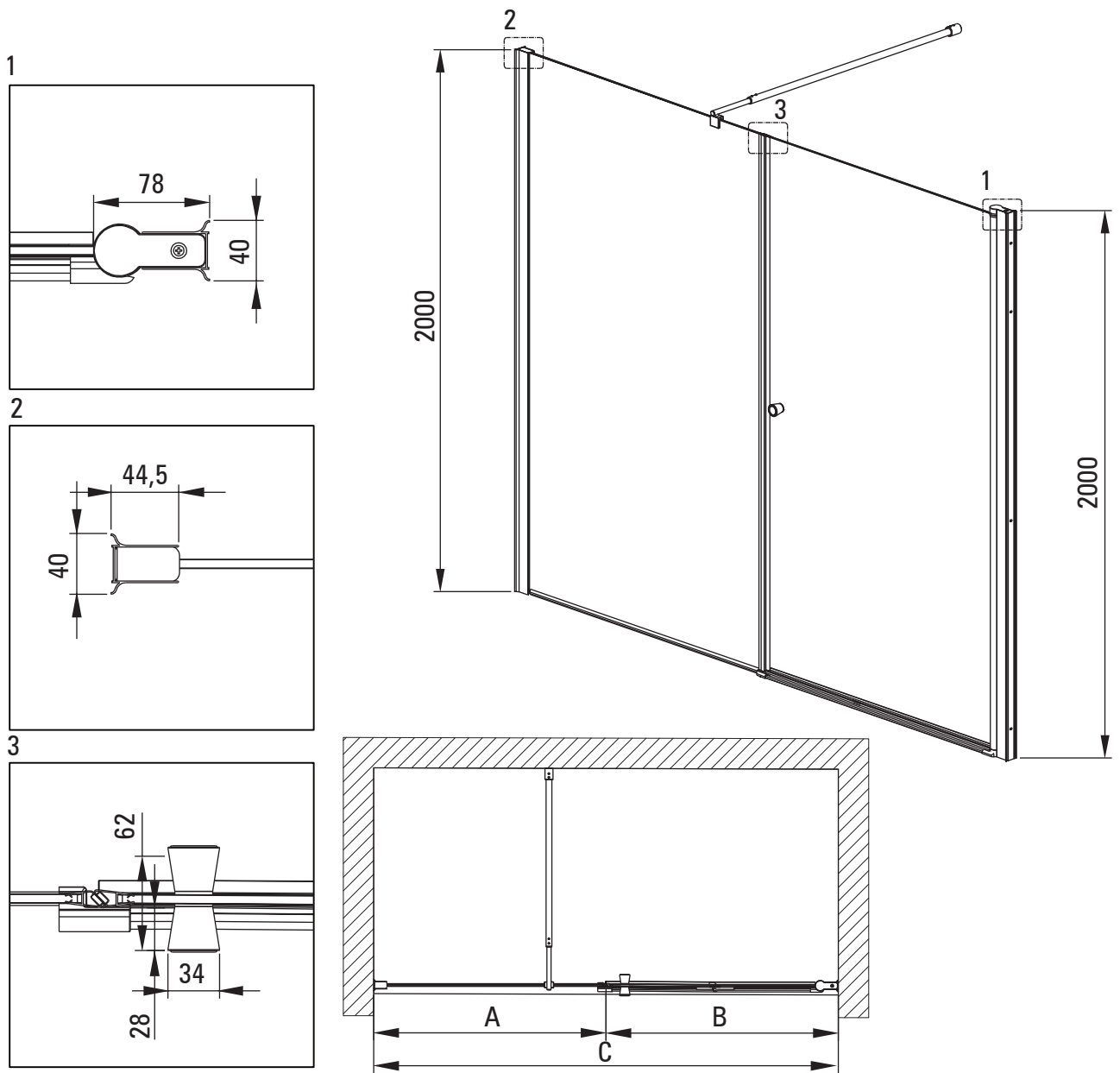
Model	Size [mm]	A [mm]
KTSWX45P	500x2000	470-490
KTSWX46P	600x2000	570-590
KTSWX47P	700x2000	670-690
KTSWX42P	800x2000	770-790
KTSWX41P	900x2000	870-890

Model	Size [mm]	B [mm]
KTS_X83P	300x2000	250-270
KTS_X84P	400x2000	350-370
KTS_X85P	500x2000	450-470
KTS_X86P	600x2000	550-570
KTS_X37P	700x2000	650-670
KTS_X38P	800x2000	750-770
KTS_X39P	900x2000	850-870
KTS_X30P	1000x2000	950-970
KTS_X31P	1100x2000	1050-1070
KTS_X32P	1200x2000	1150-1170
KTS_X34P	1400x2000	1350-1370



Model	Size [mm]	A [mm]	B [mm]	C [mm]
KTSWX41P + KTSWX41P	(900+900)x2000	865-885	865-885	1730-1770
KTSWX41P + KTSWX42P	(900+800)x2000	865-885	765-785	1630-1670
KTSWX41P + KTSWX47P	(900+700)x2000	865-885	665-685	1530-1570
KTSWX42P + KTSWX41P	(800+900)x2000	765-785	865-885	1630-1670
KTSWX42P + KTSWX42P	(800+800)x2000	765-785	765-785	1530-1570
KTSWX42P + KTSWX47P	(800+700)x2000	765-785	665-685	1430-1470
KTSWX47P + KTSWX41P	(700+900)x2000	665-685	865-885	1530-1570
KTSWX47P + KTSWX42P	(700+800)x2000	665-685	765-785	1430-1470
KTSWX47P + KTSWX47P	(700+700)x2000	665-685	665-685	1330-1370

Model	Size [mm]	A [mm]	B [mm]	C [mm]
KTSWX41P + KTSWX46P	(900+600)x2000	865-885	565-585	1430-1470
KTSWX41P + KTSWX45P	(900+500)x2000	865-885	465-485	1330-1370
KTSWX42P + KTSWX46P	(800+600)x2000	765-785	565-585	1330-1370
KTSWX42P + KTSWX45P	(800+500)x2000	765-785	465-485	1230-1270
KTSWX47P + KTSWX46P	(700+600)x2000	665-685	565-585	1230-1270
KTSWX47P + KTSWX45P	(700+500)x2000	665-685	465-485	1130-1170
KTSWX45P + KTSWX47P	(500+700)x2000	465-485	665-685	1130-1170
KTSWX45P + KTSWX42P	(500+800)x2000	465-485	765-785	1230-1270
KTSWX45P + KTSWX41P	(500+900)x2000	465-485	865-885	1330-1370
KTSWX46P + KTSWX47P	(600+700)x2000	565-585	665-685	1230-1270
KTSWX46P + KTSWX42P	(600+800)x2000	565-585	765-785	1330-1370
KTSWX46P + KTSWX41P	(600+900)x2000	565-585	865-885	1430-1470



A [mm] + B [mm] = C [mm]		Model Size				
		KTSWX42P B= 765-785	KTSWX41P B= 865-885	KTSWX47P B= 665-685	KTSWX46P B= 565-585	KTSWX46P B= 465-485
Model	Size					
KTS_X83P	A = 265-285	C = 1030-1070	C = 1130-1170	C = 930-970	C = 830-870	C = 730-770
KTS_X84P	A = 365-385	C = 1130-1170	C = 1230-1270	C = 1030-1070	C = 930-970	C = 830-870
KTS_X85P	A = 465-485	C = 1230-1270	C = 1330-1370	C = 1130-1170	C = 1030-1070	C = 930-970
KTS_X86P	A = 565-585	C = 1330-1370	C = 1430-1470	C = 1230-1270	C = 1130-1170	C = 1030-1070
KTS_X37P	A = 665-685	C = 1430-1470	C = 1530-1570	C = 1330-1370	C = 1230-1270	C = 1130-1170
KTS_X38P	A = 765-785	C = 1530-1570	C = 1630-1670	C = 1430-1470	C = 1330-1370	C = 1230-1270
KTS_X39P	A = 865-885	C = 1630-1670	C = 1730-1770	C = 1530-1570	C = 1430-1470	C = 1330-1370
KTS_X30P	A = 965-985	C = 1730-1770	C = 1830-1870	C = 1630-1670	C = 1530-1570	C = 1430-1470
KTS_X31P	A = 1065-1085	C = 1830-1870	C = 1930-1970	C = 1730-1770	C = 1630-1670	C = 1530-1570
KTS_X32P	A = 1165-1185	C = 1930-1970	C = 2030-2070	C = 1830-1870	C = 1730-1770	C = 1630-1670
KTS_X34P	A = 1365-1365	C = 2130-2170	C = 2230-2270	C = 2030-2070	C = 1930-1970	C = 1830-1870